

# A new way to format your paper for DL Workshops

Dmitry S. Kulyabov<sup>1,2</sup>, Iliaria Tiddi<sup>3</sup>, Manfred Jeusfeld<sup>4</sup> and Ana Ozaki<sup>5</sup>

<sup>1</sup>Peoples' Friendship University of Russia (RUDN University), 6 Miklukho-Maklaya St, Moscow, 117198, Russian Federation

<sup>2</sup>Joint Institute for Nuclear Research, 6 Joliot-Curie, Dubna, Moscow region, 141980, Russian Federation

<sup>3</sup>Vrije Universiteit Amsterdam, De Boelelaan 1105, 1081 HV Amsterdam, The Netherlands

<sup>4</sup>University of Skövde, Högskolevägen 1, 541 28 Skövde, Sweden

<sup>5</sup>University of Bergen, HIB - Thormøhlens gate 55 5006 Bergen, Norway

## Abstract

A clear and well-documented  $\LaTeX$  document is presented as an article formatted for publication by CEUR-WS in a conference proceedings. Based on the “ceurart” document class, this article presents and explains many of the common variations, as well as many of the formatting elements an author may use in the preparation of the documentation of their work.

## Keywords

LaTeX class, paper template, paper formatting, CEUR-WS

## 1. Introduction

CEUR-WS's article template provides a consistent  $\LaTeX$  style for use across CEUR-WS publications, and incorporates accessibility and metadata-extraction functionality. This document will explain the major features of the document class<sup>1</sup>.


If you are new to publishing with CEUR-WS, this document is a valuable guide to the process of preparing your work for publication.

The “ceurart” document class can be used to prepare articles for any CEUR-WS publication, and for any stage of publication, from review to final “camera-ready” copy with *very* few changes to the source.


This class depends on the following packages for its proper functioning:

- `natbib.sty` for citation processing;
- `geometry.sty` for margin settings;
- `graphicx.sty` for graphics inclusion;


---


 DL 2024: 37th International Workshop on Description Logics, June 18–21, 2024, Bergen, Norway

 [kulyabov-ds@rudn.ru](mailto:kulyabov-ds@rudn.ru) (D. S. Kulyabov); [i.tiddi@vu.nl](mailto:i.tiddi@vu.nl) (I. Tiddi); [Manfred.Jeusfeld@acm.org](mailto:Manfred.Jeusfeld@acm.org) (M. Jeusfeld); [ana.ozaki@uib.no](mailto:ana.ozaki@uib.no) (A. Ozaki)

 <https://yamadharna.github.io/> (D. S. Kulyabov); <https://kmitd.github.io/ilaria/> (I. Tiddi);

<http://conceptbase.sourceforge.net/mjf/> (M. Jeusfeld); <https://www.uib.no/en/persons/Ana.Ozaki> (A. Ozaki)

 0000-0002-0877-7063 (D. S. Kulyabov); 0000-0001-7116-9338 (I. Tiddi); 0000-0002-9421-8566 (M. Jeusfeld); 0000-0002-3889-6207 (A. Ozaki)

 © 2024 Copyright for this paper by its authors. Use permitted under Creative Commons License Attribution 4.0 International (CC BY 4.0).

 CEUR Workshop Proceedings (CEUR-WS.org)

<sup>1</sup>Use this document as the template for preparing your DL paper. We recommend using the latest version of the ceurart style.

- `hyperref.sty` optional package if hyperlinking is required in the document;
- `fontawesome5.sty` optional package for bells and whistles.

All the above packages are part of any standard  $\text{\LaTeX}$  installation. Therefore, the users need not be bothered about downloading any extra packages.

## 2. Modifications

Modifying the template – including but not limited to: adjusting margins, typeface sizes, line spacing, paragraph and list definitions, and the use of the `\vspace` command to manually adjust the vertical spacing between elements of your work – is not allowed.

## 3. Template parameters

There are a number of template parameters which modify some part of the `ceurart` document class. These parameters are enclosed in square brackets and are a part of the `\documentclass` command:

```
\documentclass [ parameter ] { ceurart }
```

Frequently-used parameters, or combinations of parameters, include:

- `twocolumn`: Two column layout.
- `hf`: Enable header and footer<sup>2</sup>.

We keep all options of the `ceurart` style documented in this sample paper for reference, however DL does not allow the two column layout and other options as noted below.

## 4. Front matter

### 4.1. Title Information

The titles of papers should be either all use the emphasizing capitalized style or they should all use the regular English (or native language) style. It does not make a good impression if you or your authors mix the styles.

Use the `\title` command to define the title of your work. Do not insert line breaks in your title.

### 4.2. Title variants

`\title` command have the below options:

- `title`: Document title. This is default option.

---

<sup>2</sup>You can enable the display of page numbers in the final version of the entire collection. In this case, you should adhere to the end-to-end pagination of individual papers.

```
\title [mode=title]{This is a title}
```

You can just omit it, like as follows:

```
\title{This is a title}
```

- `alt`: Alternate title.

```
\title [mode=alt]{This is a alternate title}
```

- `sub`: Sub title.

```
\title [mode=sub]{This is a sub title}
```

You can just use `\subtitle` command, as follows:

```
\subtitle{This is a sub title}
```

- `trans`: Translated title.

```
\title [mode=trans]{This is a translated title}
```

- `transsub`: Translated sub title.

```
\title [mode=transsub]{This is a translated sub title}
```

### 4.3. Authors and Affiliations

Each author must be defined separately for accurate metadata identification. Multiple authors may share one affiliation. Authors' names should not be abbreviated; use full first names wherever possible. Include authors' e-mail addresses whenever possible.

`\author` command have the below options:

- `style`: Style of author name (chinese)
- `prefix`: Prefix
- `suffix`: Suffix
- `degree`: Degree
- `role`: Role
- `orcid`: ORCID
- `email`: E-mail
- `url`: URL

Author names can have some kinds of marks and notes:

- affiliation mark: `\author[<num>]`.

The author names and affiliations could be formatted in two ways:

1. Group the authors per affiliation.
2. Use an explicit mark to indicate the affiliations.

Group multiple surnames using curly brackets (`{, }`). Use plain underscore (`_`) and not the escaped form (`\_`) in the email address if needed. Both issues shown in the following author block example:

```
\author [1,2]{Firstname I. {Surname1 Surname2}}[%  
  prefix=Prof. ,  
  degree=D.Sc. ,  
  role=Researcher ,  
  orcid=0000-0000-0000-0000 ,  
  email=surname1_surname2@example.com ,  
  url=https://name.example.com  
]
```

```
\address [1]{Affiliation #1}  
\address [2]{Affiliation #2}
```

Prefixes, suffixes, degrees and roles are strongly discouraged in DL papers.

#### 4.4. Abstract and Keywords

Abstract of the recommended length up to 150 words shall be entered in an environment that starts with `\begin{abstract}` and ends with `\end{abstract}`.

```
\begin{abstract}  
  This is an abstract.  
\end{abstract}
```

Abstract is not strictly required for DL, however it is recommended for full papers. Extended abstracts may also include an abstract if the authors find it appropriate.

Including 3–5 keywords is encouraged for all DL submissions regardless of type. The keywords are enclosed in a keywords environment. Use `\sep` to separate keywords.

```
\begin{keywords}  
  First keyword \sep  
  Second keyword \sep  
  Third keyword \sep  
  Fourth keyword  
\end{keywords}
```

At the end of front matter add `\maketitle` command.

## 5. Sectioning Commands

Your work should use standard  $\LaTeX$  sectioning commands: `\section`, `\subsection`, `\subsubsection`, and `\paragraph`. They should be numbered; do not remove the numbering from the commands.

Simulating a sectioning command by setting the first word or words of a paragraph in boldface or italicized text is not allowed.

**Table 1**  
Frequency of Special Characters

Non-English or Math	Frequency	Comments
∅	1 in 1,000	For Swedish names
π	1 in 5	Common in math
\$	4 in 5	Used in business
Ψ <sub>1</sub> <sup>2</sup>	1 in 40,000	Unexplained usage

**Table 2**  
Some Typical Commands

Command	A Number	Comments
<code>\author</code>	100	Author
<code>\table</code>	300	For tables
<code>\table*</code>	400	For wider tables

## 6. Tables

The “ceurart” document class includes the “booktabs” package — <https://ctan.org/pkg/booktabs> — for preparing high-quality tables.

Table captions are placed *above* the table.

Because tables cannot be split across pages, the best placement for them is typically the top of the page nearest their initial cite. To ensure this proper “floating” placement of tables, use the environment `table` to enclose the table’s contents and the table caption. The contents of the table itself must go in the `tabular` environment, to be aligned properly in rows and columns, with the desired horizontal and vertical rules.

Immediately following this sentence is the point at which Table 1 is included in the input file; compare the placement of the table here with the table in the printed output of this document.

To set a wider table, which takes up the whole width of the page’s live area, use the environment `table*` to enclose the table’s contents and the table caption. As with a single-column table, this wide table will “float” to a location deemed more desirable. Immediately following this sentence is the point at which Table 2 is included in the input file; again, it is instructive to compare the placement of the table here with the table in the printed output of this document.

## 7. Math Equations

You may want to display math equations in three distinct styles: inline, numbered or non-numbered display. Each of the three are discussed in the next sections.

### 7.1. Inline (In-text) Equations

A formula that appears in the running text is called an inline or in-text formula. It is produced by the `math` environment, which can be invoked with the usual `\begin ... \end` construction

or with the short form `$ ... $`. You can use any of the symbols and structures, from  $\alpha$  to  $\omega$ , available in  $\LaTeX$  [1]; this section will simply show a few examples of in-text equations in context. Notice how this equation:  $\lim_{n \rightarrow \infty} \frac{1}{n} = 0$ , set here in in-line math style, looks slightly different when set in display style. (See next section).

## 7.2. Display Equations

A numbered display equation—one set off by vertical space from the text and centered horizontally—is produced by the `equation` environment. An unnumbered display equation is produced by the `displaymath` environment.

Again, in either environment, you can use any of the symbols and structures available in  $\LaTeX$ ; this section will just give a couple of examples of display equations in context. First, consider the equation, shown as an inline equation above:

$$\lim_{n \rightarrow \infty} \frac{1}{n} = 0. \tag{1}$$

Notice how it is formatted somewhat differently in the `displaymath` environment. Now, we'll enter an unnumbered equation:

$$S_n = \sum_{i=1}^n x_i,$$

and follow it with another numbered equation:

$$\lim_{x \rightarrow 0} (1 + x)^{1/x} = e \tag{2}$$

just to demonstrate  $\LaTeX$ 's able handling of numbering.

## 8. Definitions, Examples, Theorems, and Proofs

The `ceurart` style does not predefine any theorem-like environments, however their use is encouraged. The use of `amsthm` package is highly recommended. Example use (in the preamble):

```
\usepackage{amsthm}
\newtheorem{theorem}{Theorem}
\newtheorem{definition}{Definition}
\newtheorem{example}{Example}
```

**Theorem 1.** *Satisfiability of  $\mathcal{ALC}$  with general TBoxes is ExpTime-complete.*

*Proof.* According to DL Complexity Navigator [2], the hardness was originally proven by Schild [3], while the upper bound and the algorithm are given by Donini and Massacci [4].  $\square$



**Figure 1:** 1907 Franklin Model D roadster. Photograph by Harris & Ewing, Inc. [Public domain], via Wikimedia Commons. (<https://goo.gl/VLCRBB>).

## 9. Figures

The “figure” environment should be used for figures. One or more images can be placed within a figure. If your figure contains third-party material, you must clearly identify it as such, as shown in the example below.

Your figures should contain a caption which describes the figure to the reader. Figure captions go below the figure. Your figures should also include a description suitable for screen readers, to assist the visually-challenged to better understand your work.

Figure captions are placed below the figure.

## 10. Citations and Bibliographies

The use of Bib $\TeX$  for the preparation and formatting of one’s references is strongly recommended. Authors’ names should be complete — use full first names (“Donald E. Knuth”) not initials (“D. E. Knuth”) — and the salient identifying features of a reference should be included:

title, year, volume, number, pages, article DOI, etc.

The bibliography is included in your source document with these two commands, placed just before the `\end{document}` command:

```
\bibliography{bibfile}
```

where “`bibfile`” is the name, without the “.bib” suffix, of the BibTeX file.

### 10.1. Note on `natbib` referencin options

The package `natbib`, already included by `ceurart`, has a rich set of referencin command including the usual `cite{}` which produces the numeric reference, e.g. “[5]”, “[4], or “[6]”, but also the handy `\citet{}` which produces the properly abbreviated name reference, e.g. “Knuth [5]”, “Donini and Massacci [4], or “Gundy et al. [6]”. Appropriate use is highly encouraged for DL.

### 10.2. Some examples

A paginated journal article [7], an enumerated journal article [8], a reference to an entire issue [9], a monograph (whole book) [10], a monograph/whole book in a series (see 2a in spec. document) [11], a divisible-book such as an anthology or compilation [12] followed by the same example, however we only output the series if the volume number is given [13] (so series should not be present since it has no vol. no.), a chapter in a divisible book [14], a chapter in a divisible book in a series [15], a multi-volume work as book [5], an article in a proceedings (of a conference, symposium, workshop for example) (paginated proceedings article) [16], a proceedings article with all possible elements [17], an example of an enumerated proceedings article [6], an informally published work [18], a doctoral dissertation [19], a master’s thesis: [20], an online document / world wide web resource [21, 22, 23], a video game (Case 1) [24] and (Case 2) [25] and [26] and (Case 3) a patent [27], work accepted for publication [28], prolific author [29] and [30]. Other cites might contain ‘duplicate’ DOI and URLs (some SIAM articles) [31]. Multi-volume works as books [32] and [33]. A couple of citations with DOIs: [34, 31]. Online citations: [35, 21, 36, 37].

## 11. Acknowledgments

Identification of funding sources and other support, and thanks to individuals and groups that assisted in the research and the preparation of the work should be included in an acknowledgment section, which is placed just before the reference section in your document.

This section has a special environment:

```
\begin{acknowledgments}
  These are different acknowledgments.
\end{acknowledgments}
```

so that the information contained therein can be more easily collected during the article metadata extraction phase, and to ensure consistency in the spelling of the section heading.

Authors should not prepare this section as a numbered or unnumbered `\section`; please use the “`acknowledgments`” environment.



## 12. Appendices

If your work needs an appendix, add it before the “`\end{document}`” command at the conclusion of your source document.

Start the appendix with the “`\appendix`” command:

```
\appendix
```

and note that in the appendix, sections are lettered, not numbered.

## Acknowledgments

Thanks to the developers of ACM consolidated LaTeX styles <https://github.com/borisveytsman/acmart> and to the developers of Elsevier updated L<sup>A</sup>T<sub>E</sub>X templates <https://www.ctan.org/tex-archive/macros/latex/contrib/els-cas-templates>.

## References

- [1] L. Lamport, L<sup>A</sup>T<sub>E</sub>X: A Document Preparation System, Addison-Wesley, Reading, MA., 1986.
- [2] E. Zolin, Complexity of reasoning in description logics, Available online, 2013. URL: <http://www.cs.man.ac.uk/~ezolin/logic/complexity.html>.
- [3] K. Schild, A correspondence theory for terminological logics: Preliminary report, in: J. Mylopoulos, R. Reiter (Eds.), Proc. of the 12th Int. Joint Conf. on Artificial Intelligence (IJCAI 1991), Morgan Kaufmann, 1991, pp. 466–471.
- [4] F. M. Donini, F. Massacci, Exptime tableaux for *ALC*, Artificial Intelligence 124 (2000) 87–138. doi:10.1016/S0004-3702(00)00070-9.
- [5] D. E. Knuth, The Art of Computer Programming, Vol. 1: Fundamental Algorithms (3rd. ed.), Addison Wesley Longman Publishing Co., Inc., 1997.
- [6] M. V. Gundy, D. Balzarotti, G. Vigna, Catch me, if you can: Evading network signatures with web-based polymorphic worms, in: Proceedings of the first USENIX workshop on Offensive Technologies, WOOT '07, USENIX Association, Berkley, CA, 2007.
- [7] P. S. Abril, R. Plant, The patent holder’s dilemma: Buy, sell, or troll?, Communications of the ACM 50 (2007) 36–44. doi:10.1145/1188913.1188915.
- [8] S. Cohen, W. Nutt, Y. Sagic, Deciding equivalences among conjunctive aggregate queries, J. ACM 54 (2007). doi:10.1145/1219092.1219093.
- [9] J. Cohen (Ed.), Special issue: Digital Libraries, volume 39, 1996.
- [10] D. Kosiur, Understanding Policy-Based Networking, 2nd. ed., Wiley, New York, NY, 2001.
- [11] D. Harel, First-Order Dynamic Logic, volume 68 of *Lecture Notes in Computer Science*, Springer-Verlag, New York, NY, 1979. doi:10.1007/3-540-09237-4.
- [12] I. Editor (Ed.), The title of book one, volume 9 of *The name of the series one*, 1st. ed., University of Chicago Press, Chicago, 2007. doi:10.1007/3-540-09237-4.
- [13] I. Editor (Ed.), The title of book two, The name of the series two, 2nd. ed., University of Chicago Press, Chicago, 2008. doi:10.1007/3-540-09237-4.

- [14] A. Z. Spector, Achieving application requirements, in: S. Mullender (Ed.), *Distributed Systems*, 2nd. ed., ACM Press, New York, NY, 1990, pp. 19–33. doi:10.1145/90417.90738.
- [15] B. P. Douglass, D. Harel, M. B. Trakhtenbrot, Statecharts in use: structured analysis and object-orientation, in: G. Rozenberg, F. W. Vaandrager (Eds.), *Lectures on Embedded Systems*, volume 1494 of *Lecture Notes in Computer Science*, Springer-Verlag, London, 1998, pp. 368–394. doi:10.1007/3-540-65193-4\_29.
- [16] S. Andler, Predicate path expressions, in: *Proceedings of the 6th. ACM SIGACT-SIGPLAN symposium on Principles of Programming Languages, POPL '79*, ACM Press, New York, NY, 1979, pp. 226–236. doi:10.1145/567752.567774.
- [17] S. W. Smith, An experiment in bibliographic mark-up: Parsing metadata for xml export, in: R. N. Smythe, A. Noble (Eds.), *Proceedings of the 3rd. annual workshop on Librarians and Computers*, volume 3 of *LAC '10*, Papparazzi Press, Milan Italy, 2010, pp. 422–431. doi:99.9999/woot07-S422.
- [18] D. Harel, LOGICS of Programs: AXIOMATICS and DESCRIPTIVE POWER, MIT Research Lab Technical Report TR-200, Massachusetts Institute of Technology, Cambridge, MA, 1978.
- [19] K. L. Clarkson, Algorithms for Closest-Point Problems (Computational Geometry), Ph.D. thesis, Stanford University, Palo Alto, CA, 1985. UMI Order Number: AAT 8506171.
- [20] D. A. Anisi, Optimal Motion Control of a Ground Vehicle, Master's thesis, Royal Institute of Technology (KTH), Stockholm, Sweden, 2003.
- [21] H. Thornburg, Introduction to bayesian statistics, 2001. URL: <http://ccrma.stanford.edu/~jos/bayes/bayes.html>.
- [22] R. Ablamowicz, B. Fauser, Clifford: a maple 11 package for clifford algebra computations, version 11, 2007. URL: <http://math.tntech.edu/rafal/cliff11/index.html>.
- [23] Poker-Edge.Com, Stats and analysis, 2006. URL: <http://www.poker-edge.com/stats.php>.
- [24] B. Obama, A more perfect union, Video, 2008. URL: <http://video.google.com/videoplay?docid=6528042696351994555>.
- [25] D. Novak, Solder man, in: *ACM SIGGRAPH 2003 Video Review on Animation theater Program: Part I - Vol. 145 (July 27–27, 2003)*, ACM Press, New York, NY, 2003, p. 4. URL: <http://video.google.com/videoplay?docid=6528042696351994555>. doi:99.9999/woot07-S422.
- [26] N. Lee, Interview with bill kinder: January 13, 2005, *Comput. Entertain.* 3 (2005). doi:10.1145/1057270.1057278.
- [27] J. Scientist, The fountain of youth, 2009. Patent No. 12345, Filed July 1st., 2008, Issued Aug. 9th., 2009.
- [28] B. Rous, The enabling of digital libraries, *Digital Libraries* 12 (2008). To appear.
- [29] M. Saeedi, M. S. Zamani, M. Sedighi, A library-based synthesis methodology for reversible logic, *Microelectron. J.* 41 (2010) 185–194.
- [30] M. Saeedi, M. S. Zamani, M. Sedighi, Z. Sasanian, Synthesis of reversible circuit using cycle-based approach, *J. Emerg. Technol. Comput. Syst.* 6 (2010).
- [31] M. Kirschmer, J. Voight, Algorithmic enumeration of ideal classes for quaternion orders, *SIAM J. Comput.* 39 (2010) 1714–1747. URL: <http://dx.doi.org/10.1137/080734467>. doi:10.1137/080734467.
- [32] L. Hörmander, The analysis of linear partial differential operators. IV, volume 275 of

- Grundlehren der Mathematischen Wissenschaften [Fundamental Principles of Mathematical Sciences]*, Springer-Verlag, Berlin, Germany, 1985. Fourier integral operators.
- [33] L. Hörmander, The analysis of linear partial differential operators. III, volume 275 of *Grundlehren der Mathematischen Wissenschaften [Fundamental Principles of Mathematical Sciences]*, Springer-Verlag, Berlin, Germany, 1985. Pseudodifferential operators.
- [34] IEEE, Ieee tcsc executive committee, in: Proceedings of the IEEE International Conference on Web Services, ICWS '04, IEEE Computer Society, Washington, DC, USA, 2004, pp. 21–22. doi:10.1109/ICWS.2004.64.
- [35] TUG, Institutional members of the T<sub>E</sub>X users group, 2017. URL: <http://www.tug.org/instmemb.html>.
- [36] R Core Team, R: A language and environment for statistical computing, 2019. URL: <https://www.R-project.org/>.
- [37] S. Anzaroot, A. McCallum, UMass citation field extraction dataset, 2013. URL: <http://www.iesl.cs.umass.edu/data/data-umasscitationfield>.

## A. Online Resources

The sources for the ceur-art style are available via

- GitHub,
- Overleaf template.